Company Profile

OSWELL E-GROUP, located in Shanghai of China, as a leading supplier of electronic components, has been devoted to develop a full range of smart products for auto controlling system, automative, metering, switching power supply, communication system, etc. Our goal is to be Professional, Innovative, Honesty, and International.

The rich experience design team helps to ensure the best design with reasonable cost. High quality and excellent performance is guaranteed by the high precision welding equipment, auto resistance -adjusting tester, skilled workers and QC. Professional Sales are always ready for any questions and communication with clients and distributors.

PRECISION SHUNT

Applications

- High Current Handling For Automotine Engine Controls And Power Management
- Voltage Regulation Module
- Switching Power Supply
- PowerModule
- PDA And Cell Phone
- Current Transducer
- DC-DC Converter Adapter Battery Pack Charger
- Frequency Converters

Features

◎Excellent Long Term Stability

◎Temperature Coefficient≤50ppm/℃

◎Comply With EU ROHS Standards

◎Special Specifications Can Be Customized According To Requirements

◎Electron Beam Welding, Stable Performance

Parameters Characteristics

Performance

Test item	Specifications	Test Methods
Thermal Shock	△R≤±0.5%R	-55℃/175℃。30min, 5cycles
Over Load	△R≤±0.5%R	5PR, 5S
Leaching	△R≤±0.5%R	260±2℃, 10±1S
Damp heat,Steady	△R≤±1.0%R	-55℃，RH93±3%，56d
Vibration	△R≤±0.5%R	10~200Hz.98m/s^2，6H
Load life	△R≤±1.0%R	70℃, PR, 1000h
High temperature Exposure	△R≤±1.0%R	175℃, 1000h

Derating Curve

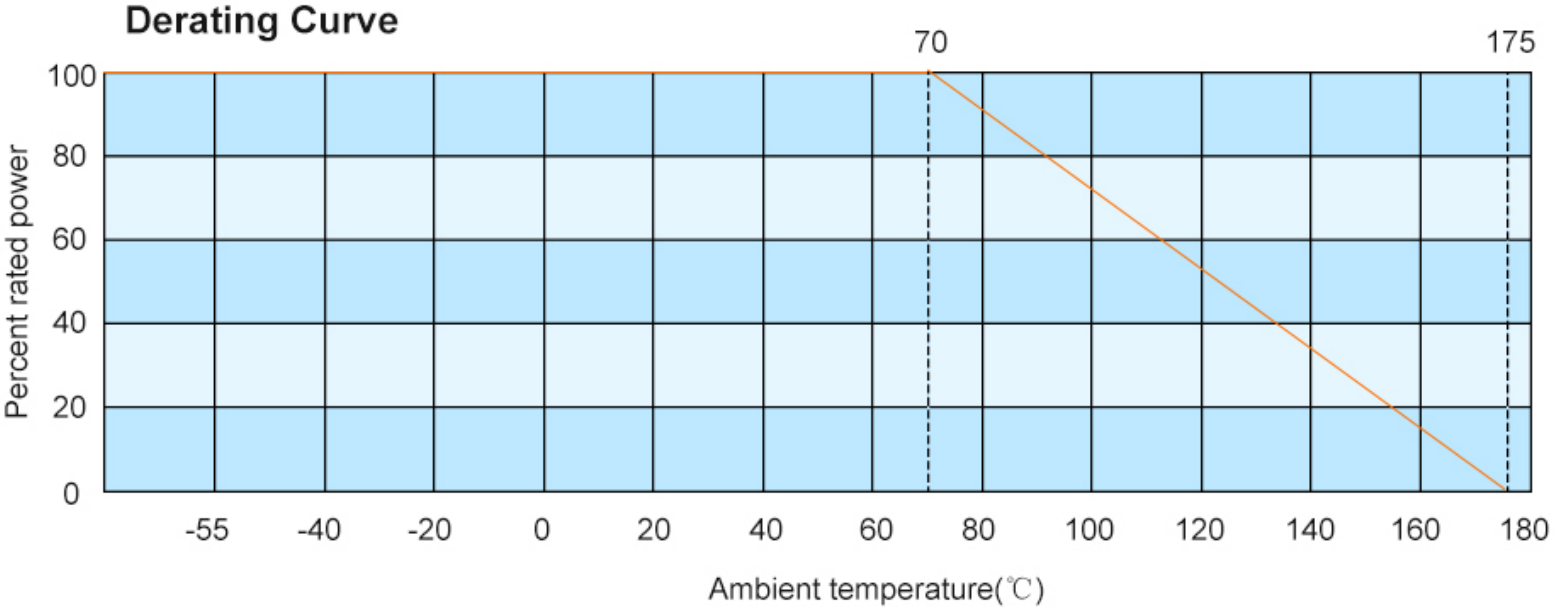

Resistance Change VS Temperature

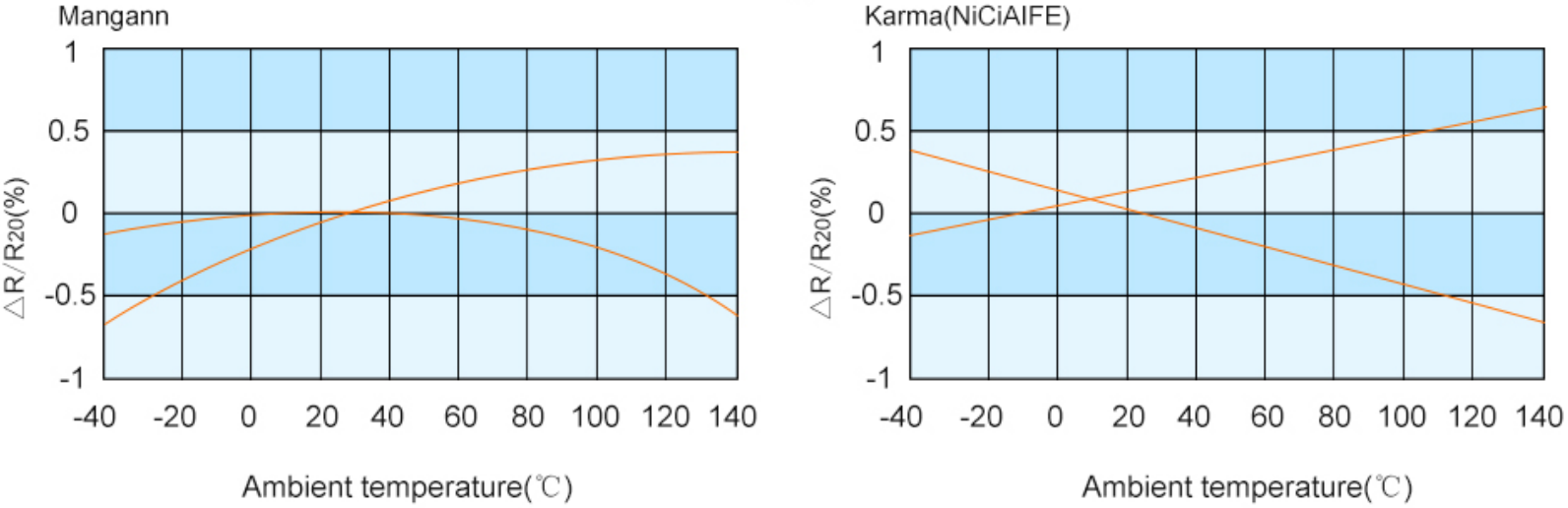

Types and Dimensions



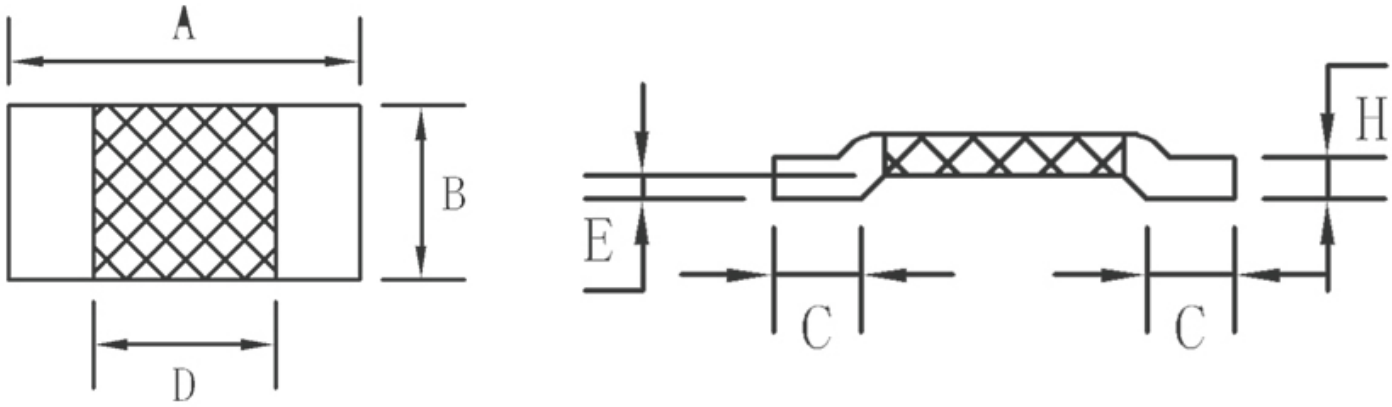

Type 型号	A (mm)	B (mm)	C (mm)	D (mm)	E (mm)	H (mm)	Power 功率(W)	Resistance 阻值范围(mΩ)	Accuracy 精度
QE-2512	6.35±0.2	3.05±0.2	1.15±0.2	3.0±0.2	0.5±0.2	0.2~1.2	3W	0.1~10	1%
QE-3921	10±0.2	5.2±0.2	2.0±0.2	5.2±0.2	0.5±0.2	0.2~1.5	5W		5%
QE-5931	15±0.2	7.75±0.2	4.0±0.2	6.2±0.2	0.5±0.2	0.2~1.5	7W		10%

Types and Dimensions



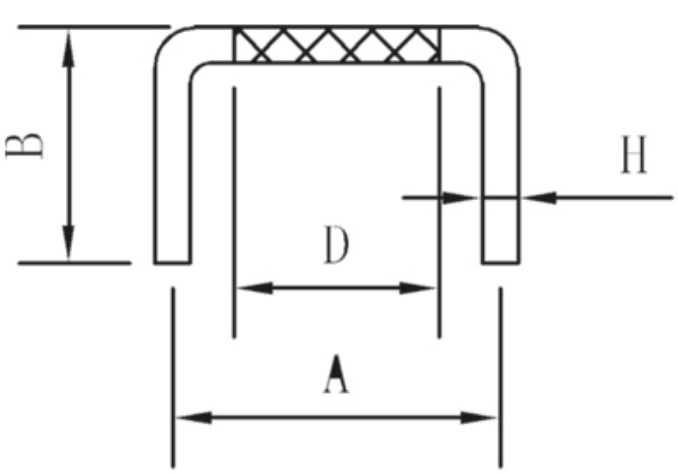

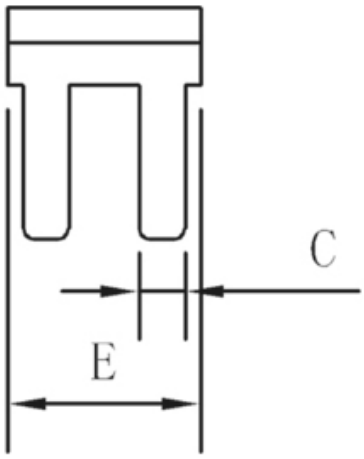

Type 型号	A (mm)	B (mm)	C (mm)	D (mm)	E (mm)	H (mm)	Power 功率(W)	Resistance 阻值范围(mΩ)	Accuracy 精度
QESE	8.2±0.2	6.0±0.2	1.4±0.2	5.0±0.2	5.0±0.2	0.2~1.5	≤7	0.1~10	1%,5%,10%

Types and Dimensions





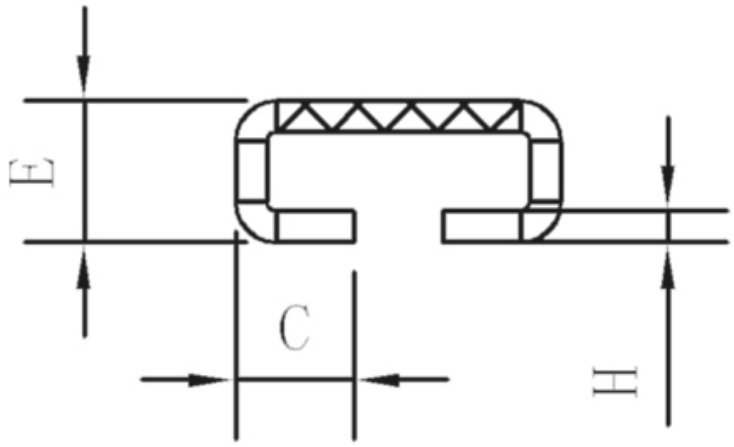

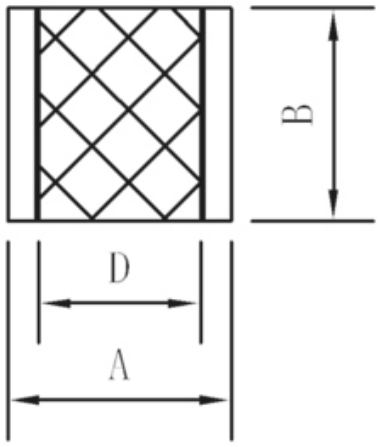

Type 型号	A (mm)	B (mm)	C (mm)	D (mm)	E (mm)	H (mm)	Power 功率(W)	Resistance 阻值(mΩ)	Accuracy 精度
QESP	12.0±0.2	6.6±0.2	3.0±0.2	5.0±0.2	3.0±0.2	0.2~1.2	≤7	0.1~10	1%,5%,10%

Types and Dimensions



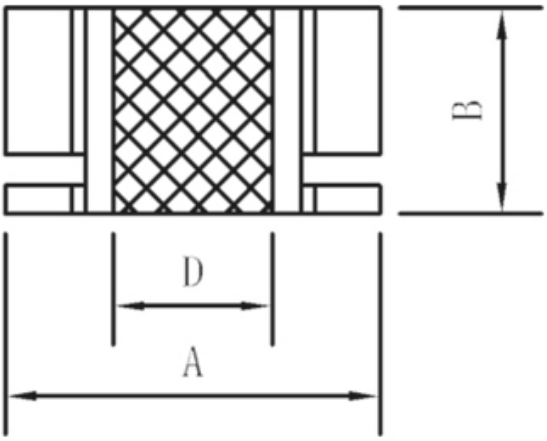

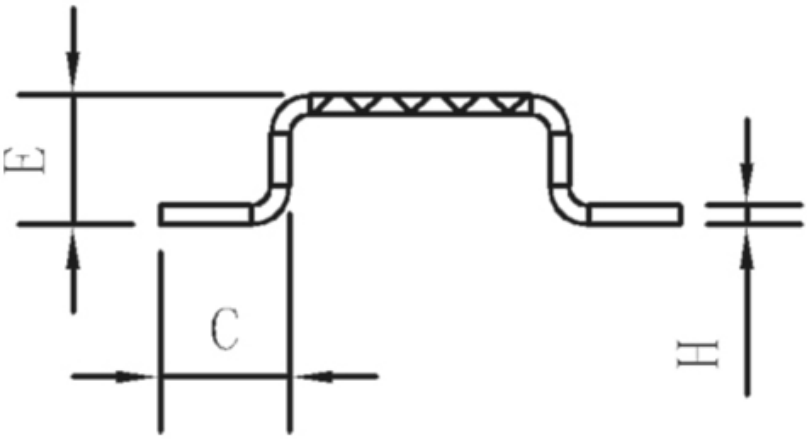

Type 型号	A (mm)	B (mm)	C (mm)	D (mm)	E (mm)	H (mm)	Power 功率(W)	Resistance 阻值范围(mΩ)	Accuracy 精度
QESM	6.9±0.2	6.6±0.2	2.5±0.2	5.0±0.2	3.0±0.2	0.2~1.2	≤7	0.1~10	1%,5%,10%

Application





PRECISION SHUNT

Applications

- Functional power Supply
- Current Sensing
- Sampling Circuit
- Pulse Circuits
- Instrumetation

Features

◎Comply With EU ROHS Standards

◎Temperature Coefficient≤50ppm/℃

◎Excellent Long Term Stability

◎Electron Beam Welding, Stable Performance

◎Molded High Temperature Encapsulation

◎Low Thermal EMF, Very Low Inductance(0.5nH～5nH)

◎Special Specifications Can Be Customized According To Requirements

Parameters Characteristics

Performance

Test item	Specifications	Test Methods
Thermal Shock	△R≤±0.5%R	-65℃/150℃。15min, 1000cycles
Over Load	△R≤±0.5%R	5PR, 5S
Leaching	△R≤±0.5%R	260, 10S
Damp heat,Steady	△R≤±1.0%R	40℃，RH93±3%，0.1PR1000h
Vibration	△R≤±0.5%R	10~2000Hz，12H
Load life	△R≤±2.0%R	70℃, PR, 1000h
Low temperature Exposure	△R≤±0.5%R	-65℃, 24h
High temperature Exposure	△R≤±1.0%R	275℃, 1000h
Mechanical Shock	△R≤±0.5%R	1000g,6ms,5cycles

Derating Curve

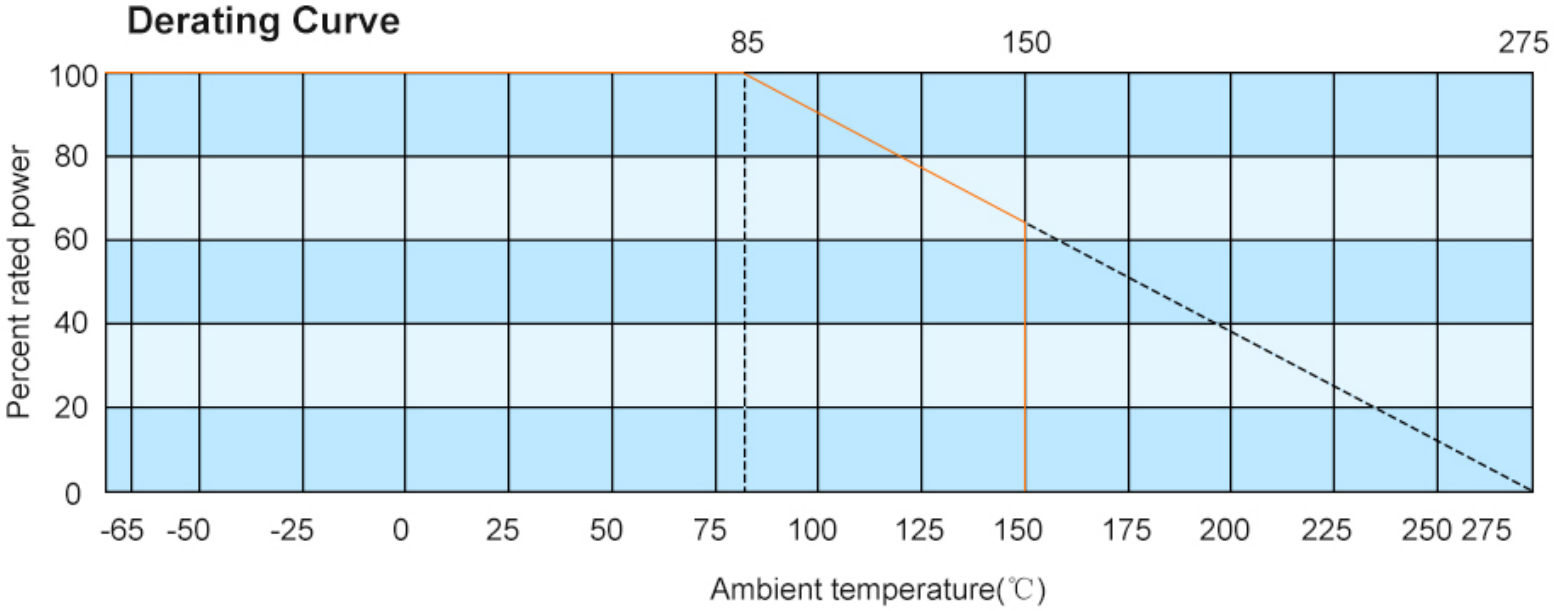

Resistance Change VS Temperature

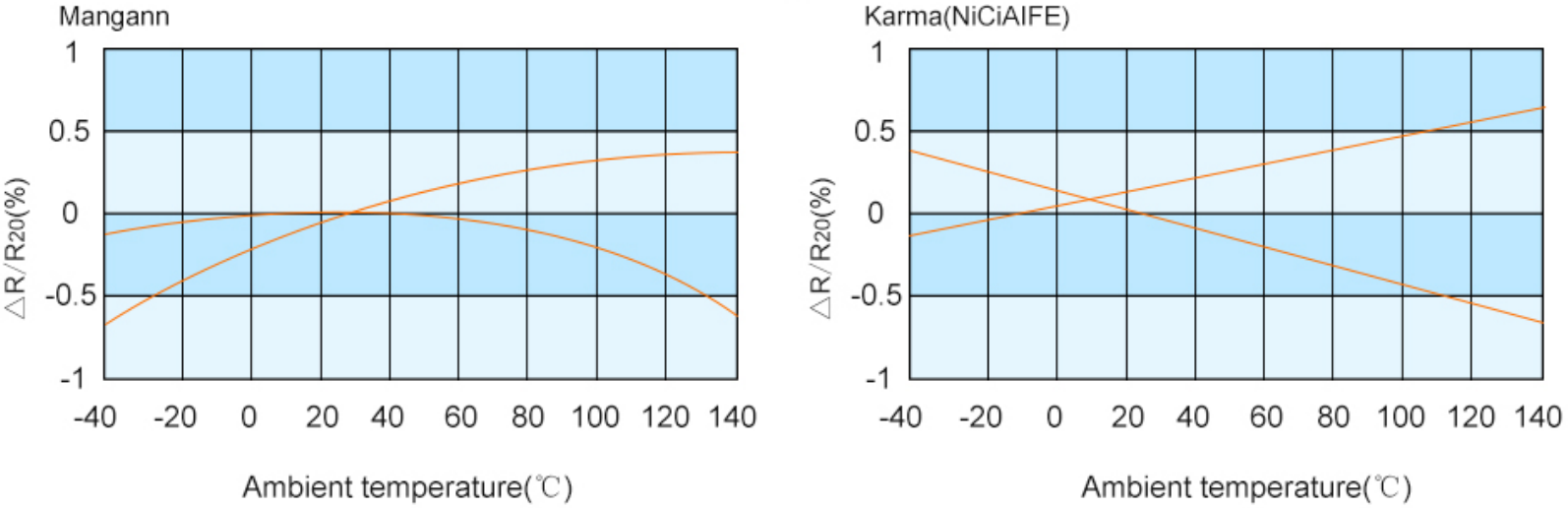

Types and Dimensions

QESF-SJ

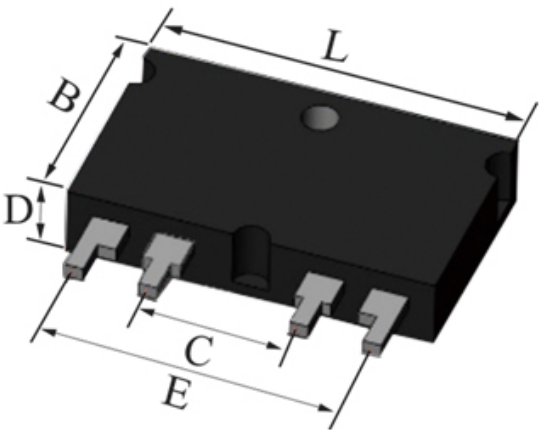

QESF-1/2

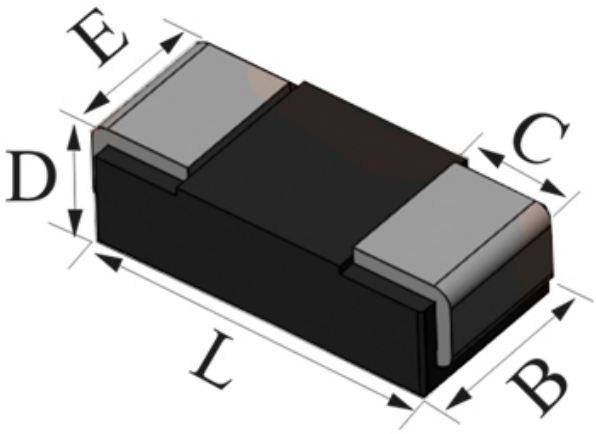

Type 型号	L (mm)	B (mm)	C (mm)	D (mm)	E (mm)	Power 功率(W)	Resistance 阻值(mΩ)	Accuracy 精度
QESF-1/2	5.1±0.5	3.2±0.2	1.0±0.2	2.5±0.4	1.3±0.2	0.5	1~400	1% 5% 10%
QESF-1	6.4±0.5	3.8±0.2	1.2±0.2	2.8±0.4	2.5±0.2	1		
QESF-2	11.3±0.8	7.0±0.2	2.6±0.2	4.1±0.4	5.5±0.2	2		
QESF-3	17.5±0.8	7.0±0.2	2.6±0.2	7.1±0.4	5.5±0.2	3		
QESF-SJ	22.6±0.2	23.7±0.2	7.6±0.2	4.5±0.2	17.8±0.2	≤7	0.5~500	

Application





PRECISION SHUNT

Applications

- As Current Limited In Automation
- Current Balance Or Sampling For Testing
- Widely Used In Communication System
- Electric Equipment

Features

◎Electron Beam Welding, Stable Performance

◎Temperature Coefficient≤50ppm/℃

◎Comply With EU ROHS Standards

◎High Overload Capacity

◎Extremely Low Inductance

◎Excellent Long Term Stability

◎Special Specifications Can Be Customized According To Requirements

Parameters Characteristics

Performance

Test item	Specifications	Test Methods
Thermal Shock	△R≤±0.5%R	-55℃/175℃。30min, 5cycles
Over Load	△R≤±0.5%R	5PR, 5S
Leaching	△R≤±0.5%R	260±2℃, 10±1S
Damp heat,Steady	△R≤±1.0%R	-55℃， RH93±3%， 56d
Vibration	△R≤±0.5%R	10~200Hz.98m/s^2， 6H
Load life	△R≤±1.0%R	70℃, PR, 1000h
High temperature Exposure	△R≤±1.0%R	175℃, 1000h

Derating Curve

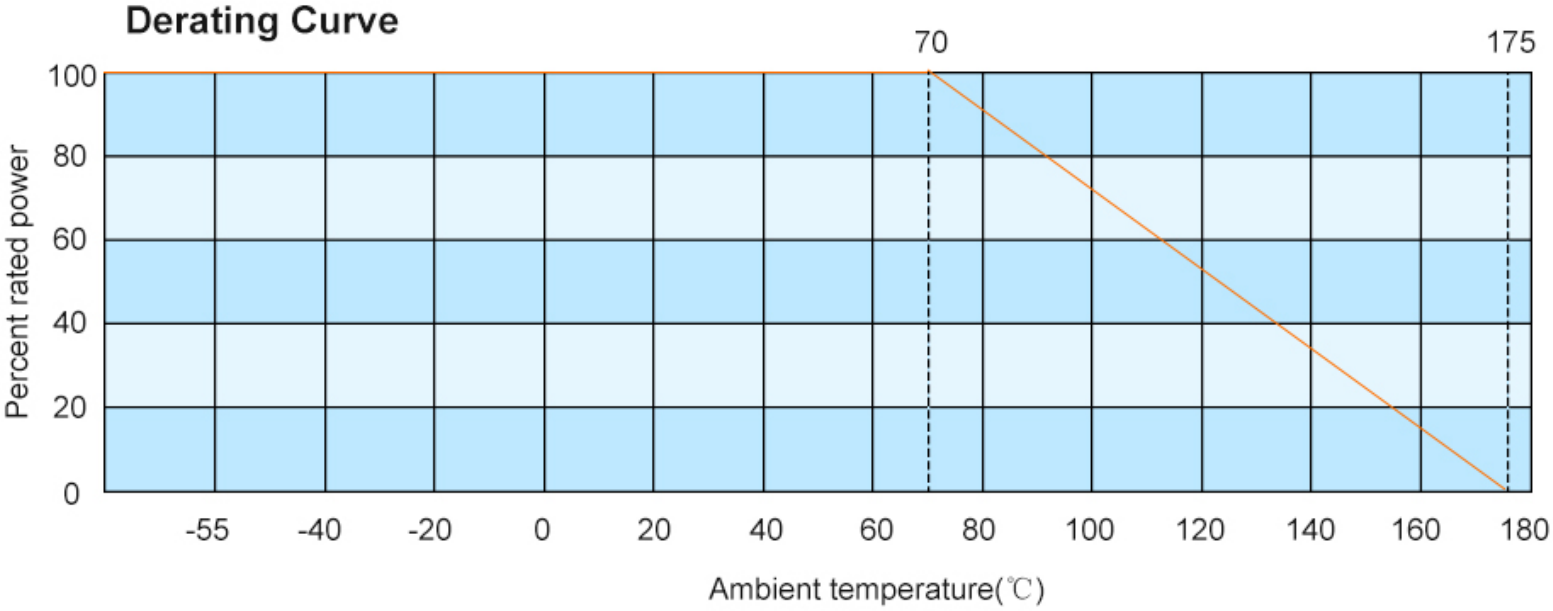

Resistance Change VS Temperature

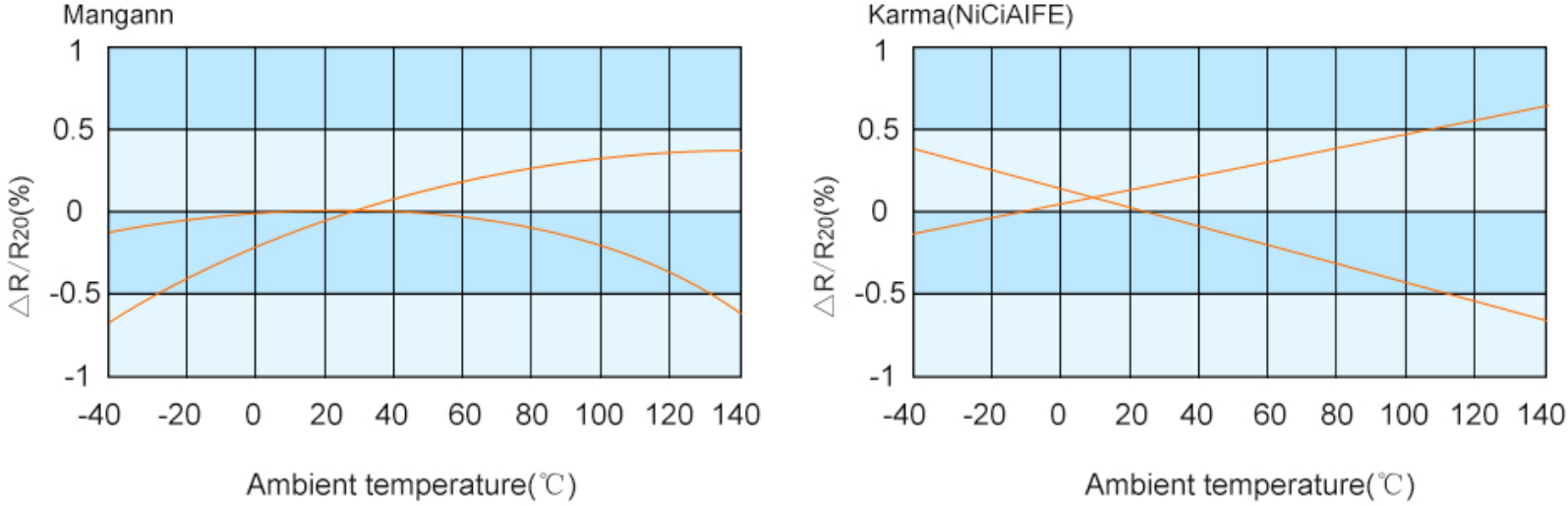

Types and Dimensions



FL-1

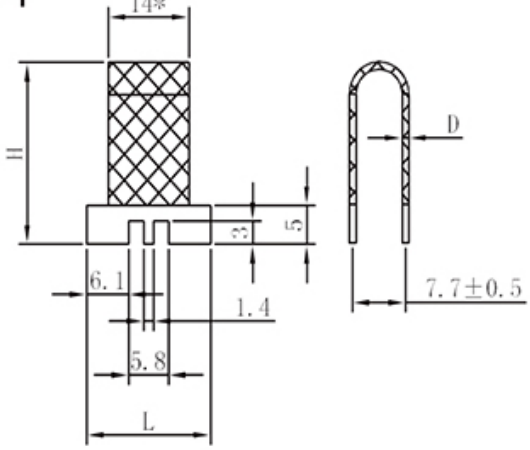

FL-2

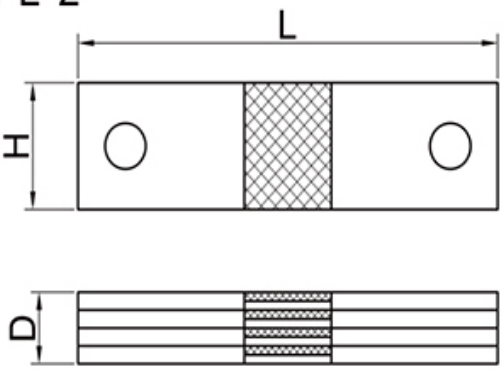

Type 型号	A (mm)	H (mm)	D (mm)	Rated Current 额定电流(A)	Rated Voltage 额定电压降（mV）	Resistance 阻值(mΩ)	Accuracy 精度
FL-1	15±0.2	32max	1.0~3.5	⩽100	⩽50	0.5~20	1% 5% 10%
	18±0.2	37max					
	30±0.2	60max					
FL-2	112±0.3	80max	1.0~10	⩽10000	⩽75	0.5~150	
	119±0.3						
	130±0.3						

Application